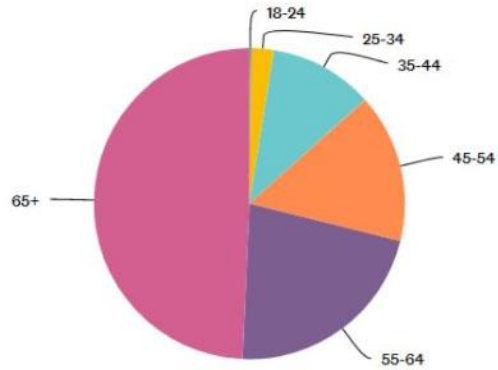


City of Lakeway

Chief of Police Community Survey

Which of the following best describes your age?

Answered: 554 Skipped: 4



ANSWER CHOICES	RESPONSES	
Under 18	0.00%	0
18-24	0.18%	1
25-34	2.35%	13
35-44	10.83%	60
45-54	15.52%	86
55-64	21.84%	121
65+	49.28%	273
TOTAL		554

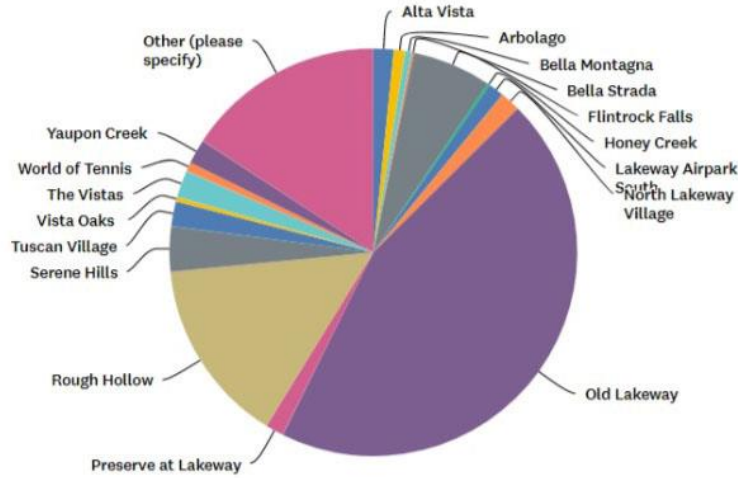
Do you live in the city limits of Lakeway?

Answered: 558 Skipped: 0

ANSWER CHOICES	RESPONSES	
Yes	96.42%	538
No	1.61%	9
No, but I own a business in Lakeway	0.18%	1
No, but I work in Lakeway	1.61%	9
Not Sure	0.18%	1
TOTAL		558

What neighborhood do you live in?

Answered: 558 Skipped: 0



Please select the four most important qualities and skills the next Chief of Police should possess? (Select a maximum of four; if you select more than four you will not be able to submit the survey)

Answered: 558 Skipped: 0

ANSWER CHOICES	RESPONSES	
Transparent and trustworthy	60.93%	340
Leadership and stewardship	56.09%	313
Ability to effectively engage with the community	42.47%	237
Knowledge of crime prevention	42.29%	236
Skilled in motivating and developing staff	31.00%	173
Good understanding of the community and/or region	28.85%	161
Personal accountability	19.71%	110
Accountability of employees	17.92%	100
Prior experience as a Chief of Police	16.67%	93
Ability to effect organizational development and change	15.59%	87
Awareness of social justice issues	13.44%	75
Experience in a city similar to Lakeway (not region specific)	13.26%	74
Experience working with diverse populations (economic, race, culture)	8.60%	48
Other	7.35%	41
Strategic planning experience	6.81%	38
Strong public speaking and communications skills	5.20%	29
Strong financial management background	4.12%	23
Total Respondents: 558		

What are the highest priorities the next Chief of Police should focus on?
 (Select a maximum of four; if you select more than four you will not be able to submit the survey)

Answered: 558 Skipped: 0

ANSWER CHOICES	RESPONSES	
▼ Maintain overall community safety	85.13%	475
▼ Crime prevention and reduction	62.90%	351
▼ Retention and recruitment of officers and staff	41.40%	231
▼ Increased presence within neighborhoods	32.08%	179
▼ Police department accountability	25.45%	142
▼ Improve / enhance training for officers and staff	25.09%	140
▼ Traffic enforcement	22.58%	126
▼ Expand community engagement	18.64%	104
▼ Expand community trust	16.85%	94
▼ Enhance transparency	15.77%	88
▼ Drug and alcohol enforcement	11.11%	62
▼ Development of new police programs in the community	7.35%	41
▼ Other	6.45%	36
Total Respondents: 558		

What are the most important public safety issues that need to be addressed in your neighborhood? (Select a maximum of four; if you select more than four you will not be able to submit the survey)

Answered: 558 Skipped: 0

ANSWER CHOICES	RESPONSES	
▼ Speeding on neighborhood streets	55.56%	310
▼ Property crime	52.15%	291
▼ Speeding on nearby major roads	39.96%	223
▼ Lack of police presence	27.60%	154
▼ Lack of community outreach	14.34%	80
▼ Other	14.16%	79
▼ Animal-related issues	12.01%	67
▼ Presence of drugs / narcotics	10.04%	56
▼ Graffiti and vandalism	9.68%	54
▼ Driving under the influence	9.68%	54
▼ Violent crime	7.35%	41
▼ Noise	6.99%	39
▼ Parking violations	6.27%	35
▼ Feeling of being unsafe	5.73%	32
▼ Underage drinking	5.20%	29
▼ Hate crimes	3.05%	17
Total Respondents: 558		

Rate your experience with the Lakeway Police Department?

Answered: 558 Skipped: 0

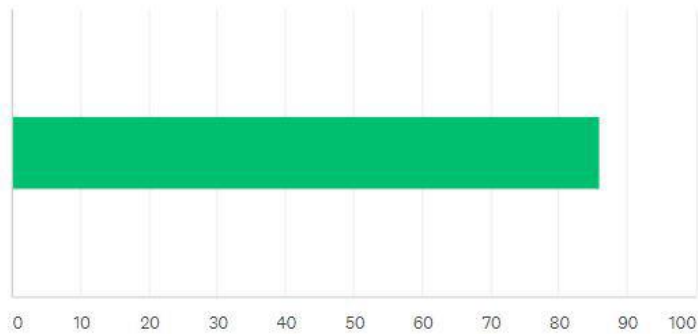
4.2★
average rating



	VERY DISSATISFIED	DISSATISFIED	NEUTRAL	SATISFIED	VERY SATISFIED	TOTAL	WEIGHTED AVERAGE
★	2.15% 12	2.33% 13	17.38% 97	32.08% 179	46.06% 257	558	4.18

How safe do you feel in your neighborhood?

Answered: 558 Skipped: 0



Chief of Police Community Survey Comments & Suggestions (Based on 265 Comments)

